

1

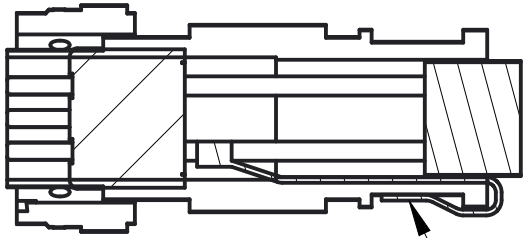
2

3

4

REVISIONS

REV	DESCRIPTION	DATE	APPROVED
A	PRODUCTION RELEASE PER ECO 14-18776	09/23/14	RGH



INCLUDES WIRE BRAID SPLICED TO PE GND AND ATTACHED TO ENDBELL OF CONNECTOR USING A SPRING CLAMP

A


A

120.00^{+4.00}
-0.00

3.000±0.125

0.375±0.125
Score and Retain
3 Places

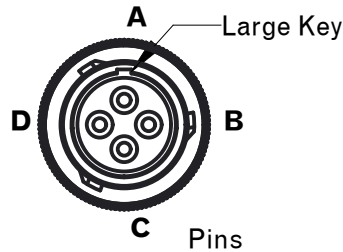
12 AWG Wire with 3 Conductor (12/3)
Overall Nominal Wire Diameter: .595"



B

B

MIL-C-26482, Series 2 Connector
Diameter: 1.20"



Pin In #	Wire Color	Description
A	Black	Line Out
B	White	Neutral Out
C	No Connection	No Connection
D	Green	Ground

C

C

NOTES:

- 1. REFERENCE SYNQOR SPECIFICATION: 705-1000140
- 2. WEIGHT: 2.40 lbs (1.089 kg)

TOLERANCES:

Unless otherwise specified:
All dimensions in inches

- .X +/- .025
- .XX +/- .010
- .XXX +/- .005
- Angles +/- 1°

THIRD ANGLE PROJECTION



THIS DRAWING IS THE PROPERTY OF SYNQOR INC.
It is not to be reproduced or copied, in whole or in part, or used for furnishing information to others, or for any purpose detrimental to the interests of SynQor. The information shown herein may be protected by patents owned or controlled by SynQor.



155 Swanson Road
Boxborough, MA 01719

UPS AC Output External Cable
(Hardwire) (Grounded)

SOURCE: PRO/E AC_OUTPUT_HARDWIRE_CABLE

SIZE	DATE	DWG. NO.	REV
A	09/23/14	SYN-9138	A

SCALE: 0.750 DRAWN: RH CHECK: SHEET 1 of 1

1

2

3

4